

Victoria Orchid Society



Joe Chow's beautiful Paph. Rebecca Koopowitz HCC/AOS was chosen the best plant on the display table at the March general meeting.

Meetings:
Spring
2013

Apr. 23rd
May 28th
June 25th
June 23rd - BBQ

Members with last names starting with **L, M, & N** are asked to bring goodies for the April meeting.

Inside this issue:

- 2 **President's Message**
- 2 **Upcoming Events**
- 3 **Past Events**
- 3 **Judging Awards**
- 5 **Special Report: Cymbidiums**
- 7 **Light/Temperature chart**
- 8 **Minutes of the March meeting**
- 9 **Society Information**
- 9 **Upcoming Shows**
- 10 **Opportunities & Classifieds**



Lc. Mini Purple
'Blue Pacific'

Welcome to new members Mare Brown, Barbara Davis and Philmene Sondreau

From the Editor

Spring shows are over and summer activities loom. These will include the barbecue (June 23rd) at Florence's lovely home and a bus trip to Paramount Orchids up-island (August 31st). Tickets for the latter event will be sold at the next meetings for \$35.0/person. Spaces on the bus are limited, so book yours early. There will also be 'open' greenhouses by society members. The times and places for these visits will be announced at the next two meetings or sent out in an email.

Congratulations to Richard Wong. His painting, *American Black & White Orchid*, gained onourable Mention in the 14th Annual Victoria LOOK Fine Art Show & Exhibition.



Once again there will be a free prize draw ticket for those people spotting the *Surprise Orchid* (☘ identified by this symbol) in the newsletter. Watch for it, you could be a winner.

Diana Rowles

www.victoriaorchidsociety.com

Check out our website for information about the society, upcoming events, plant registration for shows, regulations for bringing orchids into Canada, and what books are in our library and links to interesting sites. The orchids from the display table each meeting are now posted on the web.

Contributions to the newsletter can be made up to 14 days before the next meeting date by contacting me by phone or email. (250-385-8888 or enviroed@telus.net).

Logo photo D. Rowles

President's Message

Well – the time of spring shows is (almost) over. The last orchid show in our Western Region will be held in Calgary, May 24th through 26th.

After that, we can baby our plants – repot them when needed into nice clean pots, with nice clean labels, and give them a healthy summer, with lots of light, food and drink. Many orchids can be summered outdoors. Just ease these winter-suffering plants into the brighter outdoors – like hardening off your tomato plants. Please, don't neglect them now – they still need the same care as indoors. In greenhouses, we all have our shading up by now to avoid sunburn and overheating.

Something very useful is in the March edition of the AOS monthly magazine 'Orchids': the article by Rick Lockwood called "What do Orchids Eat?" is one of the best about orchid nutrition I have read in a long while. We can all take his advice and hopefully, grow orchids better than ever before.

At the society level, we still are looking forward to several interesting programs. Foremost will be the summer picnic at Florence Davis' home and the bus trip to Parksville for a visit to Paramount Orchids. At our meetings, in April, Poul Hansen will talk about looking after a greenhouse; in May, Joe will show a brand-new DVD. In June, there will again be a plant auction plus our AGM and elections for a new slate of executives. If you want to become a little more involved, why not volunteer to be a director? There will be no pay, but nice people to work with and the society will benefit from everyone's help.

Ingrid

Upcoming Events:

The monthly meeting of the Victoria Orchid Society is held on the fourth Tuesday of every month except July, August and December, starting at 7:30 p.m. The plants on the display table are presented by experts, followed by a short business meeting, a coffee break with a prize draw of plants and orchid related material, and a featured presentation.


The meeting ends between 9:30 and 10:00 p.m. Joe Chow is Plant Doctor ➤ and will help you with orchid issues for 15 minutes before the start of the meeting (7:10-7:25 p.m.).



April 23rd Meeting – Poul Hansen will speak on greenhouse construction and maintenance, a subject about which he knows a great deal.

Poul has an impressive greenhouse that he has built and improved over many years. It has several sections with different temperature and humidity values. In this greenhouse, Poul has managed to grow many different kinds of orchids superbly, although Miltoniopsis 🌸 are his favourites and the awards that he has received imply that they get special love and attention. His expertise has been acknowledged and lauded by other growers and publications in several countries.

Poul will have lots of good advice for those considering expanding their orchid collection and considering a greenhouse.



Ingrid Ostrander

*Upcoming programmes
Spring 2013*

*Apr.: Poul Hansen
So You Want a
Greenhouse!*

May: Black Orchid DVD

June: Auction

Past Events

March 26th, 2013 Meeting

Sam Tsui of Orchid Inn presented a fascinating talk on multi-floral Paphiopedilums.

Sam emphasized that a specific culture is required for multi-floral Paphs that is quite different from single bloom Paphs, which may grow close to the ground in leaf mold. Multi-florals grow high on cliffs where there is a good breeze, often from the ocean. Therefore, they need to be provided with lots of air movement, lime, high light and warmer temperatures. He took us through the features of the many varieties starting with the King (rothchildianum) and the Queen (sandrianum).



Judging Centre news and awards

At the Orchid Society of Alberta's Show on February 22, 2013, the following AOS awards were granted:

Masdevallia Morning Glory 'Charlotte's Fave' ➤
HCC/AOS, 79pts
(*Masdevallia chaparensis* x *Masdevallia Marguerite*)
Exhibitor: Forestview Gardens



Sudamerlycaste lata 'Sweet Megan' CCM/AOS, 87pts ➤
Exhibitor: Darrell Albert




Ornithocephalus suarezii 'Piper' CCE/AOS, 90pts ➤
Exhibitor: Mike Gabrielson




AOS Show Trophy
Exhibitor: Orchid Species
Preservation Foundation . ➤



Dendrobium pendulum 'Brooke Comrie' AM/AOS, 80pts . . . ➤
Exhibitor: Chuck Taylor



Dendrobium pendulum 'Brooke Comrie' CCM/AOS, 86pts ➤
Exhibitor: Chuck Taylor



Solenidium portillae 'Solar Gem' CHM/AOS, 80pts . ➤
Exhibitor: Gordon Heaps



Phalaenopsis Albertan Ice Green 'Perfectly Pressed' AM/AOS, 82pts ➤
(*Phalaenopsis* Sogo Nihou x *Phalaenopsis* lobii)
Exhibitor: Paul Paludet



Maxillaria calantha 'Shannon Letendre' CHM/AOS, 83pts . . ➤
Exhibitor: Terry Letendre
Note: award is provisional pending species identification



Microterangis hariotiana 'Trixie' CCM/AOS, 80pts ➤
Exhibitor: Terry Letendre



Phalaenopsis Tying Shin Golden Queen 'Red Smile' AM/AOS, 84pts ➤
(*Phalaenopsis* Tying Shin Baby Smile x *Phalaenopsis* Golden Sun)
Exhibitor: Paul Paludet



At the Victoria Orchid Society's Show on March 1, 2013, the following AOS awards were granted. For photos, see March Newsletter:

Paphiopedilum Susan Booth 'Chow' HCC/AOS, 77pts
(*Paph. rothschildianum* x *Paph. glanduliferum*)
Exhibitor: Joe Chow

Paphiopedilum Rebecca Koopowitz 'Nyukhua' HCC/AOS, 77pts
(*Paph. Michael Koopowitz* x *Paph. Lady Isabel*)
Exhibitor: Joe Chow

Show Trophy:
**Exhibitor: Pat & Cathy
Van Adrichem**

At the Vancouver Orchid Society Show, March 22nd-24th

Phrag. Devil Fire AM/AOS 80 pts ➤
Exhibitor: Joe Chow



Phrag. Trudy Taylor AM/AOS 80 pts
Exhibitor: Joe Chow (no picture yet)



Jonathan Littau's *Lycaste skinneri alba* was nominated for an award, . . ➤
As was his Paph. In Charm Laser 'Jack Hill'.

Special Report: Cymbidium culture, by Ingrid Ostrander

As epiphytic, terrestrial or lithophytic plants, cymbidiums inhabit the large area from Japan through China, the Himalayas to Australia, always in loose, well-draining substrates in bright light. It is important that the potting mix we use tries to duplicate this; our mix for example consists of:

- 30% coarse sand or perlite – if you have fine sand, use less
- 40% pre-soaked fine fir bark
- 20% fine or medium sized charcoal
- 10% chopped sphagnum or peat moss, some well-rotted manure
- Per plant 1 TB of slow-release fertilizer and 1 tsp dolomite lime



No name Cymbidium

To choose the right new pot-size, you must remember that cymbidiums bloom better when thoroughly pot-bound. If you put the plant into a container that gives it much room to grow, it will grow: more pseudobulbs and leaves and it may take a long time before you see flowers. Choose a container with good drainage that will just accommodate the plant – don't give it too much open space. With this in mind, make sure that your cymbidium really needs repotting and not just grooming:

Is the plant growing over the sides of its pot?

Is the pot split or broken?

Has the plant died off and only a little bit of green is left on a few older pseudobulbs?

Yes to any of these? Then un-pot the plant; for large plants, this may be a job for two people with strong hands; for very large specimens an axe may not amiss. Untangle and clean off the old roots by cutting away all the dead (brown) tissue with a sterile cutting tool. Trim off old flowering stems and all tattered, old or brown leaves. Shake or rinse off all old mix and debris and then let the base of the plant dry off for about an hour. If you want to divide the plant, leave at least three pseudo bulbs per division, preferably more or you will have to wait forever to see it flower. Any leafless bulbs which are still solid and have green tops could be cut off cleanly and may be placed in a pot that is filled with damp peat moss. These old bulbs may sprout new growths and then you can make gifts to your friends... Please, do put a label into each pot. When there is a label in the old plant, just write more labels with the same name. If you divide an unnamed plant, pick a number or choose a name for the plant and that name or number must go into each piece of your divisions or back bulbs. You can just call it something like 'Mother's red Cymbidium' or # 100; but please, do this.

Place the cleaned plant over some drainage materials (Styrofoam chips or crocks), centre it well and fill the open spaces between roots and pot with the new mix (try the recipe above or make your own), packing it medium-firm to stabilize the plant and leaving the tops of the pseudo-bulbs exposed. All this is best done in the spring, before any new growth has made long roots and tall leaves. Try to have the re-potting done by May so that the plant will have the summer months to make good growth.

You can start watering and fertilizing right away, placing the cymbidium in light shade for a few weeks, out of harsh winds' way; after that time, you should give your cymbidium all the light you can provide: from early morning until 11 AM is ideal. If you can only provide midday or afternoon sun, add some light shading – you don't want to burn the leaves. Please note that windburn can happen quickly. Whether you keep your cymbidium indoors or out, do keep up with watering and fertilizing – they are hungry and thirsty plants but abhor wet feet. They also need to be warm during the growing season. In nature, most species grow in sub-tropical surroundings. In the fall, when the leaf growth is finished, cymbidiums need about a month or more of cool nights (10C) to set spikes. (You could ask the weatherman to please keep night temperatures above 4 Celsius). Here on the West coast of BC, these temperatures are quite normal, in colder parts of the country it can become a problem. Cymbidium leaves may withstand a little freezing but the flower spikes cannot tolerate frost. See to it that molluscs (slugs and snails) do not have a chance to get at your plants. A saucer with beer or yogurt or squeezed out orange- and grapefruit halves placed as little golden mounds around the yard will attract these beasties and you can collect them every morning to dispose of them.

Before frost arrives, bring the cymbidium indoors; perhaps a cool and sunny porch, unused bedroom or bright basement can be found to maintain the plant cool, bright, fed and watered. Don't over-water and over-feed, but do not let your cymbidium go dry like a Christmas cactus. Please make sure that there always is good air circulation. Once you see the round, pencil-like flower stems around the base of the plant, often by January, keep the plant facing the light the same way all the time – do not turn it (like an African Violet) to make sure the flower stems grow straight – you may even need to stake them for a better display. There are some cymbidiums that have pendent flower stems – read up on your treasure to know what it will look like.

Sometimes, cymbidiums get spider mites: the underside of the leaves get all silvery and sticky. Wash all the leaves with plain soapy water (Kelthane is a poison that works on spider things); you may want to wash those long leaves regularly, to make them look fresh. When the flowers are open, you can bring the plant in the living room for all to see – keep it on the cool side and watered well, out of direct sunlight in order to make the flowers last. We used to see mainly the very large, standard sized cymbidium plants. Now there are many smaller growing hybrids that will be easier to maintain in your home. They can last over two months, some are fragrant and they come in many colours.



No name Cymbidium

Oriental cymbidiums are species that have been appreciated by orchid enthusiasts in Asian countries for over thousand years. Mostly, they are grown and cherished for their interesting foliage. All of the different species are rather small, their flowers are often fragrant and to display them properly, you must put these plants into the special, tall and narrow cymbidium pots. There is a good amount of literature concerning these particular plants, their lore and how they are to be cared for and judged.

As I am reorganizing my greenhouse for the summer months, I found this chart in the South Ontario Orchid Society newsletter (April 2013) useful, although a lot of species are missing. I will try to fill them in from other sources. I thought others might like it, as well.

Diana

	LIGHT INTENSITY		
	LOW	MEDIUM	HIGH
TEMPERATURE			
WARM	Phalaenopsis	Ascocentrum	Vanda
	Aspasia	Den. Phal. type	Brassavola
INTERMEDIATE	Gongora	Catasetum	Angraecum
	multi. Paph.	bifoliate Cattleya	Renanthera
	Aerangis	Brassia	Den. latourii type
	Paphiopedilum	Bulbophyllum/Phrags.	Encyclia
	Phaius	Calanthe	Oncidium
	Masdevallia	Miltonia	unifoliate Cattleya
		Lycaste/Stanhopea	Barkeria
		Maxillaria	Epidendrum
		Miltoniopsis	Zygopetalum
		Lepanthes	Sarcochilus
		Restrepia	Coelogyne
		Bollea/Huntleya	Australian Den.
COOL	Pleione	Spathoglottis	Cymbidiums
	Masdevallia		
	Dracula		
	Odontoglossum		



Victoria Orchid Society
Minutes of General Meeting March 26, 2013

The meeting of March 26th was held in the Garth Homer Centre. President Ingrid Ostrander called the meeting to order at 7:30 p.m. Ingrid welcomed everyone and our new members, Mare Brown and Nancy Laursen as well as our 9 guests to the meeting and reminded everyone to please pay a loonie for their coffee or tea and to mark their favourite plant with the plastic disk. She then asked for 4 volunteers to help tidy up after the meeting. Debb Ward and Sasha Kubicek then presented the show table.

Secretary's Report: MOTION: Poul Hansen/Nancy Cole moved that the minutes of the February 2013 meeting be approved as published in the newsletter.

CARRIED UNANIMOUSLY

Treasurer's Report: Jane presented the financial reports for the month of February 2013 and moved for acceptance, seconded by John Taylor.

CARRIED UNANIMOUSLY

Other Reports:

1. COC: The COC medal was presented to Carla Bischoff at the VOS show.
2. Culture Meetings: We will have culture workshops at Marigold on March 29th and March 30th.
3. Library CD: Joe now has the DVD.
4. Membership: We now have 87 members.
5. Newsletter: The virus kits arrive tomorrow so please let Diana know if you want one.
6. Plant Orders: Debbie Ward said Carmela's deadline is tonight, the order goes to Don tomorrow and the plants should arrive soon.
7. Prize Draw: We have a separate draw for an Elk Lake gift certificate, and tickets to Butterfly Gardens and plants from Sam Tsui are part of the regular draw.
8. Programs: Next month Poul Hansen will talk about greenhouses.
9. Spring Show: Art reported the show was a success both for the nice flowers exhibited and the projected profit of approximately \$2,500. The show was also a social success and brought us 2 new vendors. Art then appealed to the membership to plan on helping more next year – ½ dozen people do 90% of the work and we'd like to see that change.
10. Vancouver Show: Jonathan Littau won best Lycaste and Joe Chow won best Miltoniopsis as well as two AOS awards – two AMs of 80 points each to Phrag. Trudy Taylor and Phrag. Devil Fire. We had lots of ribbons, a nice display and a beautiful show. Big Thank You to all who helped.
11. Nanaimo Show: Justin and Noreen will set up our display April 11th and Catherine will help transport the plants. Ingrid and Kathryn will attend the BCOG meeting on April 14th then with Diana and Blair will take down our display and return it home. Diana will let everyone know where to drop off their plants shortly before the show.

New Business

- The trip to Paramount will be in August and tickets will be \$25.00 if 35 people go and less if more people sign up. (**Adjusted to \$35.00 later**)
- Debb Ward is hoping that the person who borrowed her "Exacto" knife during the show will please return it to her.
- The summer BBQ will be at Florence Davis', probably in July.
- Ingrid encouraged members to pick up the meeting posters for distribution.

Program: Sam Tsui presented a slide show on Paphiopedilums.


Next Meeting: 7:30 p.m. Tuesday, April 23rd, 2013 at Garth Homer Centre.

Adjournment: The President declared the meeting adjourned at 9:58 p.m.

Respectfully Submitted,
Kathryn Collins

Society Information

General meetings are held at the Garth Homer Centre, 813 Darwin Ave., Victoria B.C., on the fourth Tuesday of the month. Members are encouraged to bring in their orchids in bloom to display on the show table. They will be photographed and posted on our website.



C. skinneri

Guest speakers are engaged for these meetings and often, speakers bring plants for sale. There is also a sale table where plants brought in by members may be purchased.

Plant sales begin at 7:15 p.m. and the meeting runs from 7:30 p.m. to 9:30 p.m.


Membership fees are \$25.00 for individuals, \$35.00 for households. The Society membership year runs from September to September, but meetings are not held in July and August. Name tags are available for \$9.00, magnetized tags are \$11.00.

Coffee and tea are available for \$1.00 at the meeting and goodies are provided by members in rotation, based upon the initial letter of their last names. Goodies are requested from those with last names beginning with L, M, & N for the April meeting.

The Victoria Orchid Society Newsletter is published monthly, around the 15th of each month, excepting December, July and August. Newsletters will be sent by email to members with email access. Email addresses will be blind copied. Upon request, copies of the newsletter may be picked up at meetings for those not wishing to print off their copy at home.

Advertising, in the newsletter, is free of charge to members in good standing: \$2.00 per business card size ad per month to a member owned business (\$20.00 per fiscal year), \$5.00 per month to non-member businesses (\$50.00 per fiscal year). Businesses may also advertise on the Victoria Orchid Society web site *Classifieds* page for the same costs.

The Society's mailing Address is 1199 Tattersall Drive, Victoria, B.C. V8P 1Y8.

Officers:		Directors:		
President	Ingrid Ostrander	Joyce Wilson		
Vice-president	Diana Rowles	Catherine Frutiger		
Secretary	Kathryn Collins	Coreen Kempling		
Treasurer	Jane Mason	Noreen Taylor		
Web Master	Blair Humphrey	Nancy Cole		
Newsletter Editor	Diana Rowles	John Taylor	Kristi Leon	
Spring Show Chairs Art Macgregor, Kathryn Collins & Noreen Taylor				
In emergencies, call Ingrid Ostrander at (250) 652-0753.				

Paph. Susan Booth

Upcoming Shows:

May 25 through 26, 2013 Calgary Orchid Show and Sale by the Foothills Orchid Society



Den. Frosty Dawn

10% Discount from local stores.

Show membership card before purchase.

**Borden Mercantile
Dig This
Integrity Sales
Buckerfields**

**Urban Oasis
Horticultural Services
GardenWorks**

Opportunities

The Victoria Horticultural Society is having its annual plant sale on Tuesday, May 7, 2013 from 7-9 p.m. At the Garth Homer Centre, 813 Darwin St. There will be quite a variety of vendors from VHS members to commercial sellers. They will be selling an eclectic mix of plants including unusual plants, hardy plants, vegetable starts, old favourites and a few surprises. Everyone is welcome to attend and it is free admission.

Natural Wonders of Ecuador and the Galapagos January 12 - 29, 2014 -

\$8895/person, all inclusive. There is still time to book this 18 day tour with Merv Lutes (contact him at lutesara@yahoo.ca).

Classified Advertisements:

Hanna waterproof PH Meter and chemicals used twice –\$50.00 (½ price) obo. (Responses to Diana, enviroed@telus.net)



Patrick van Adrichem now has a website: www.kingfisherorchids.ca.

B.C. GREENHOUSE BUILDERS LTD.
The Gardener's Choice since 1951

represented by
Russ Davis

572 Peto Place
Victoria, BC V8Z 2K6

wk: 250-727-0067
cell: 250-744-6714


email: davisconstruction@shaw.ca

Sales and Service

- Commercial and Hobby Greenhouses
- Pre-fabricated Enclosures
- Cold Frames
- Heating and Ventilating
- Soil Cables
- Automatic Vent openings

KINGFISHER ORCHIDS

**Quality
Orchid
Plants**



Specializing in Phalaenopsis
Custom flasking service now available

Patrick van Adrichem
250.656.3094